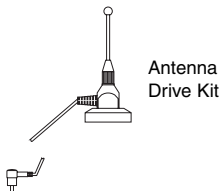
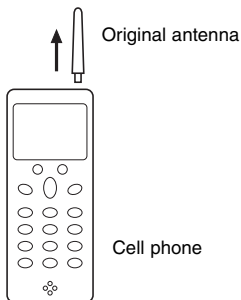


## Antenna Drive Kit

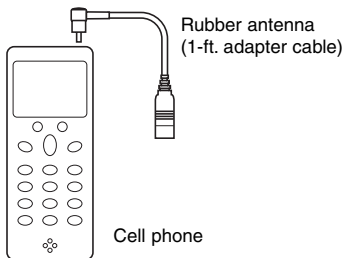
### Operating Instructions



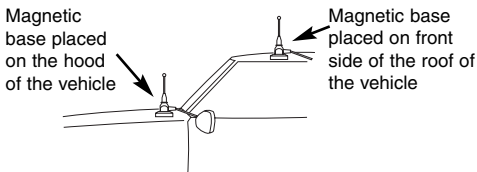
1. Remove the original antenna from the cell phone.



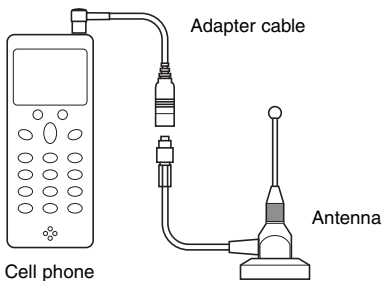
2. Fasten the rubber antenna (which is the 1-ft. adapter cable that's included in drive kit) to where the original antenna was on the cell phone.



3. Place the magnetic base on the roof or backside of the hood of your vehicle. This should be on the driver's side of the vehicle.



4. Plug the other end of the adapter cable into the cable from the magnetic antenna.



5. Installation is now complete.