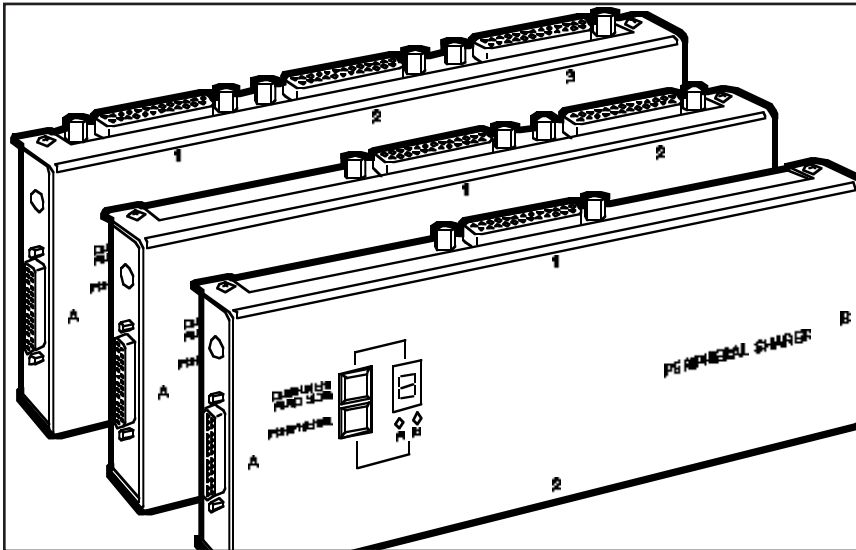


# BLACK BOX<sup>®</sup>

## NETWORK SERVICES

### PERIPHERAL SHARER



*Finally, a parallel data switch that supports full bi-directional data flow between devices—at lightning speeds.*

#### Key Features

- ▶ **Compatible with Windows<sup>®</sup> or DOS.**
- ▶ **Enables sharing of CD-ROMs, tape drives, SCSI converters, and other bidirectional parallel devices.**
- ▶ **Supports speeds of up to 500,000 characters per second (cps).**
- ▶ **Unique compact design featuring useful LED display.**

Use the Peripheral Sharer as a traditional printer-sharing device—or share other bidirectional peripherals, including tape drives, CD-ROMs, SCSI converters, and EPROM programmers.

Thanks to the Sharer's two-way communication, you can take advantage of all the latest features of printers such as the HP LaserJet 4, 5, and 6, HP DeskJet 600 and 800, Lexmark 4039, and WinWriter 600. For example, the Peripheral Sharer supports printer functions such as automatic access to bidirectional control-panel and status functions. That means you can view printer information and set printer functions right from your PC.

The Peripheral Sharer is ideal for local workgroup printer and plotter sharing. It automatically

connects each user to the printer and transfers print data at speeds up to 500,000 cps. This means that your print job will be processed in the minimum possible time. Even large graphics files print fast. This is also useful for PostScript<sup>®</sup> or color printing applications.

115-VAC and 230-VAC models are available in the following port combinations:

- Peripheral Sharer 2 to 1 (2 bidirectional input ports and 1 bidirectional output port)
- Peripheral Sharer 4 to 1 (4 bidirectional input ports and 1 bidirectional output port)

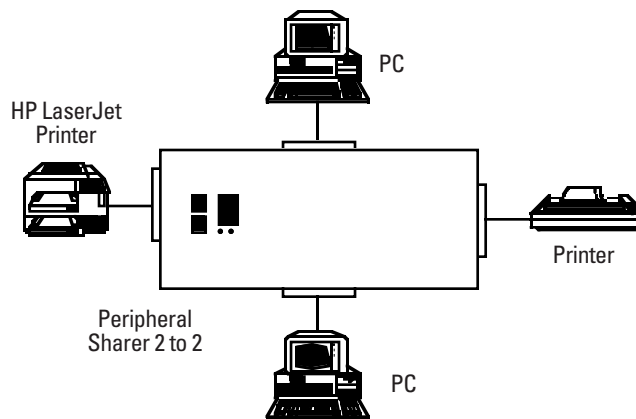
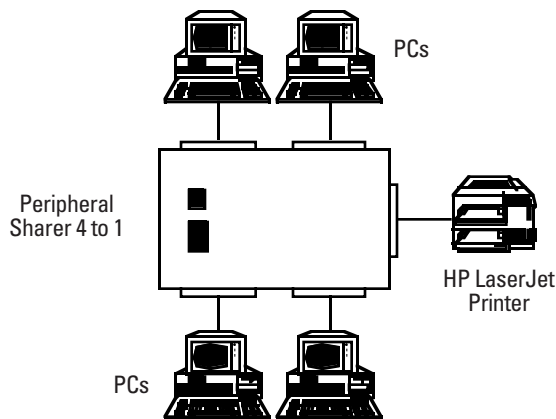
- Peripheral Sharer 2 to 2 (2 bidirectional input ports and 2 bidirectional output ports)
- Peripheral Sharer 4 to 2 (4 bidirectional input ports and 2 bidirectional output ports)
- Peripheral Sharer 6 to 2 (6 bidirectional input ports and 2 bidirectional output ports)

Other features include:

- Compact size
- LEDs for auto mode, data flow, and port selection.
- A front-panel keypad for manual override of the autoscan feature and toggling between connected ports.

#### Typical Application

Share two printers among four PCs with the Peripheral Sharer 4 to 2.



**Connect 4 PCs to an HP LaserJet printer via the Peripheral Sharer 4 to 1 (left). Or share two printers between two PCs with the Peripheral Sharer 2 to 2 (right).**

## Specifications

### Interface —

- 2 to 1: (2) bidirectional parallel ports for PCs, (1) bidirectional parallel port for a shared peripheral;
- 4 to 1: (4) bidirectional parallel ports for PCs, (1) bidirectional parallel port for a shared peripheral;
- 2 to 2: (2) bidirectional parallel ports for PCs, (2) bidirectional parallel ports for shared peripherals;
- 4 to 2: (4) bidirectional ports for PCs, (2) bidirectional parallel ports for peripherals;
- 6 to 2: (6) bidirectional parallel ports for PCs, (2) bidirectional parallel ports for peripherals

**Parallel Ports** — Compatible with unidirectional and bidirectional data flow: Centronics compatible in unidirectional mode and IEEE 1284 nibble, byte, ECP, and EPP modes supported bidirectionally

**Connectors** — (3), (4), (5), (6), or (8) DB25 female parallel

**Status Display** — 7-segment display shows auto-scan mode, automatically selected port, or manually selected port. Data flow shown by flashing decimal point.

**Software** — Supplied on a 3.5" PC diskette (virus checked)

**Power** — AE models: 230-VAC; All models: wallmount adapter included

**Size** — P1138A/E, P1140A/E: 8.9 x 15 x 2.5 cm (3.5"H x 5.9"W x 1"D ); P1148A/E, P1149A/E, P1150A/E: 9.5 x 21.5 x 2.5 cm (3.7"H x 8.5"W x 1"D )

**Weight** — P1138A/E, P1140A/E: 0.4 kg (0.8 lb. ); P1148A/E, P1149A/E, P1150A/E: 0.5 kg (1.2 lb. )

## Technically Speaking

The Peripheral Sharer operates in three modes:

- **Auto-scan mode**—In this mode, the Peripheral Sharer will automatically connect your PC to the peripheral when it detects data activity. Your PC will also be automatically disconnected when there has been no data activity for the timeout period (normally 20 seconds).
- **Manual mode**—The peripheral remains connected to the displayed port until you press the key to select another port or auto-scan mode.
- **Software-controlled mode**—The Peripheral Sharer can be controlled by the PC software supplied - DOS, Windows 3.1, Windows 95/98 only. This provides compatibility with software applications that require an uninterrupted connection to the peripheral while the software is in use. For example, you can share tape-backup systems.

Special remote switching software available.

## Ordering Information

ITEM	CODE
Peripheral Sharer 2 to 1 .....	P1138AE
Peripheral Sharer 4 to 1 .....	P1140AE
Peripheral Sharer 2 to 2 .....	P1148AE
Peripheral Sharer 4 to 2 .....	P1149AE
Peripheral Sharer 6 to 2 .....	P1150AE

### You may also want to order...

Enhanced Parallel Port Cable, DB25M/M.....	EQN200
Enhanced Parallel Port Cable, DB25M/Centronics .....	EQN202
Enhanced Parallel Port Cable, DB25M/MDR36M.....	EQN203

## Additional Equipment You May Need

- IEEE 1284 compliant cable